



ILLUMINATES YOUR WORLD

# INSTALLATION MANUAL

**Thank you for purchasing a Lucide original!**

This manual will hopefully guide you easily through the installation process. We aim to inspire and illuminate our clients by offering trendy, high-quality and affordable lighting.

**Welcome to the community of #illuminatesyourworld**

DISCOVER OUR COLLECTION!



Visit our website and discover our entire collection

CURIOUS ABOUT OUR BRAND?



Our brand video gives you a glimpse behind the scenes at Lucide

#ILLUMINATESYOURWORLD



Take a look at how others around the world use Lucide products

Follow us for the latest lighting trends!

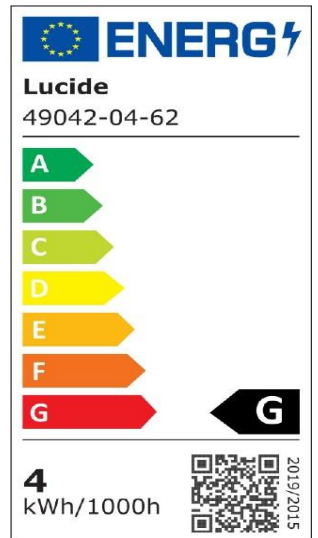


L U C I D E



Item number: 49042/04/62  
EAN code: 5411212491305

A60 TWILIGHT SENSOR



## General

Dimensions LxWxH: 6cm x 6cm x 10,5cm  
Main material: Glass  
Color: Amber  
Style: Vintage  
Shape: Bulb  
Weight: 0,06kg  
Warranty: 30 Days  
Lumen: 1 x 300lm  
Colour temperature: 2200K  
Beam angle (if directional): 360°  
Color Rendering Index: 80  
Expected lifetime: 15000h

## Specifications


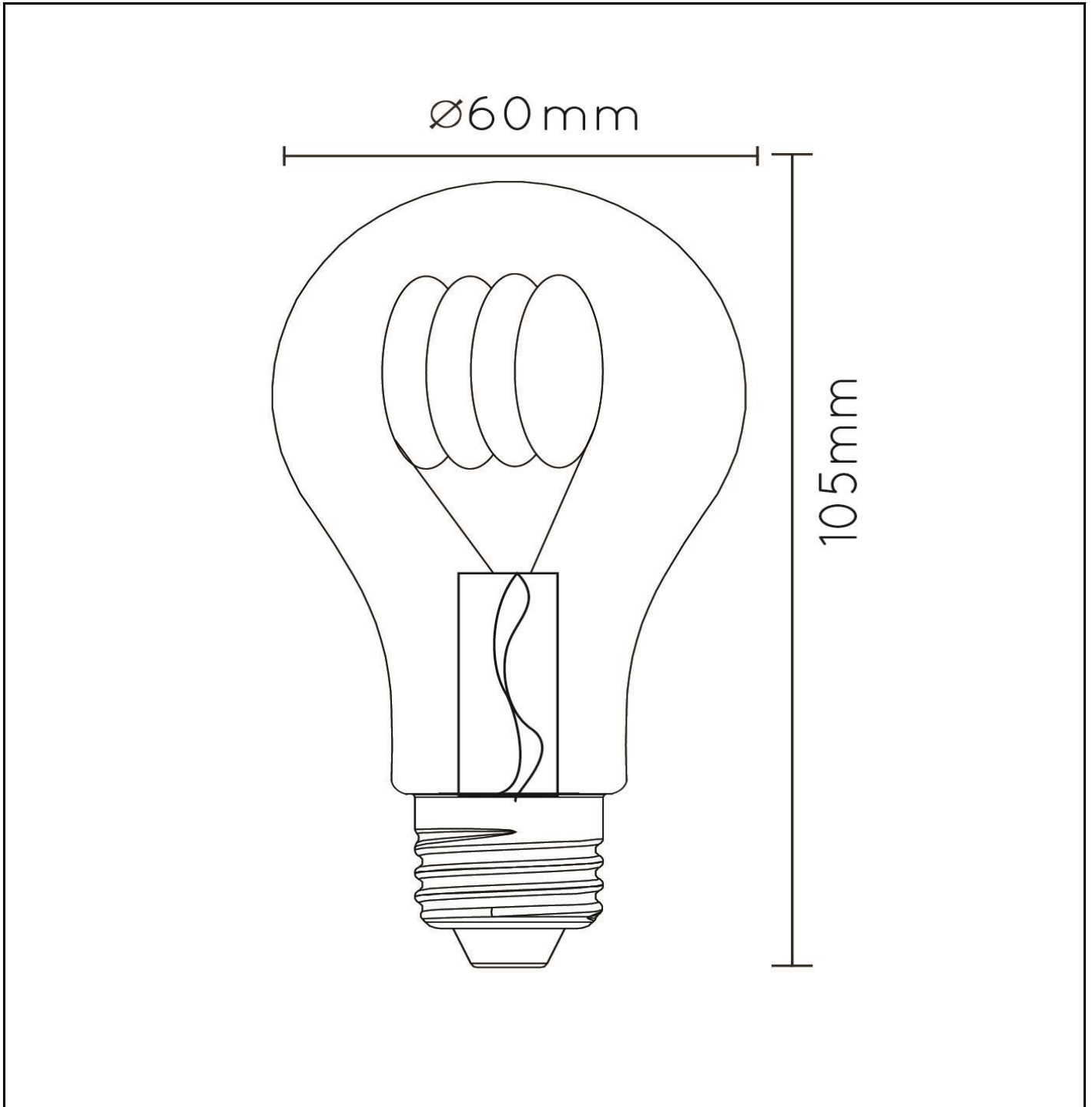
Dimmable: No  
Sensor: With Day/Night Sensor  
Control: Light Switch Control  
Power supply: Adapter/Power Grid  
IP-class: 20  
Electric class: 1  
Number of light sources: 1  
Lamp socket: E27  
Wattage: 1 x 4W  
Power requirements: 220-240V-50Hz

For more specifications of this product please visit  
[www.lucide.com](http://www.lucide.com)



A60 TWILIGHT SENSOR

Item number: 49042/04/62  
EAN code: 5411212491305



IP44

IP54

IP65

IP67

The explanation of the IP ratings can be found in the safety instructions.

For more specifications or dimensions of this product please visit  
[www.lucide.com](http://www.lucide.com)



ILLUMINATES YOUR WORLD

LUCIDE NV

LUCIDE NV BISSCHOPPENHOFLAAN 145, 2100 DEURNE, BELGIUM

info@lucide.com tel: +32(0)3 366 22 04

[www.lucide.com](http://www.lucide.com)